



TRADE & INDUSTRIAL POLICY STRATEGIES

JUST TRANSITION PROJECT TAGGING TOOL (2nd ITERATION): A USER'S GUIDE

Sandy Lowitt

March 2024

TIPS supports policy development through research and dialogue. Its areas of focus are trade and inclusive industrial policy, and sustainable development

Author
Sandy Lowitt
TIPS Research Fellow

info@tips.org.za
+27 12 433 9340
www.tips.org.za

ABOUT THIS REPORT

To deliver just transition projects on the ground, South Africa needs to be able to ensure that just transition funding and financing starts flowing immediately and is credibly, consistently and transparently deployed. To facilitate this, TIPS has developed a tool using an evidence-based, iterative methodology which can tag (label) a project as: just transition, not just transition, or just transition plus.

This paper provides a user's guide to the tool's 2nd iteration. The guide allows all interested parties to apply the tool to potential just transition projects and see whether they would be tagged as just transition or not.

CONTENTS

Abbreviations	3
introduction	4
1. Overview of the Six Step Process.....	4
2. The Steps.....	5
Step One: Pre-Screening.....	5
Step Two: Project Categorisation.....	5
Step Three: Applicable Evaluation Criteria Determination.....	9
Step Four: Evaluation of Applicable Criteria.....	10
Step Five: Notification of Result of the Evaluation.....	13
Step Six: Voluntary Evaluation as a Just Transition Plus Project.....	14
3. Conclusion.....	14
Annexure 1: Green Objectives and Qualifying Activities	15
Annexure 2: Green Indicators	18
Annexure 3: Socio-economic Improvement Objectives and Qualifying Activities.....	25
Annexure 4: Socio-economic improvement indicators.....	28
Annexure 5: Enabling Projects Qualifying Objectives and Activities.....	32
Annexure 6: Enabling Project Indicators.....	33
Annexure 7: Just Transition Plus Qualifying Criteria.....	34

Disclaimer

To the fullest extent permitted by law, TIPS and its employees, directors, contractors and consultants shall not be liable or responsible for any error or omission in any of its research, publications, articles and reports (collectively referred to as reports). We make no representation or warranty of any kind, express or implied, regarding the accuracy or completeness of any information in our reports.

Our reports are made available free of charge and are prepared in good faith. Users are requested to acknowledge and correctly reference the source should they decide to use or make reference to any of our reports or any information in our reports.

TIPS and its employees, directors, contractors and consultants shall not be liable or responsible for any use, collection, processing or transfer of any of our reports or any information in our reports.

TIPS and its employees, directors, contractors and consultants shall not be liable for any damages, losses or costs suffered arising out of its reports or any information in its reports.

ABBREVIATIONS

JT+	Just Transition Plus
NGO	Non-governmental Organisation
PV	Photovoltaic
SMEs	Small and Medium-sized Enterprises
R&D	Research and Development
SEI	Socio-economic Improvement

INTRODUCTION

Identifying what counts as a just transition project is a key tool necessary to support the flow of funding and finance to the just transition in South Africa. It is also key to monitoring the success, failure and challenges of a just transition in South Africa over time. Work in the just transition finance field is nascent and beset with definitional and measurement challenges. Over time, as the just transition finance field matures, tools, metrics and instruments will be improved and become increasingly sophisticated and effective. The tagging tool presented in this paper is based on an iterative methodology which allows for learning and regular tool updates. It is a 2nd iteration of an initial tool devised in 2023. The 1st iteration tool was tested against actual just transition projects and shortcomings in its usefulness were detected. This has resulted in an improved second iteration of the tagging tool.

Readers interested in the framing, principles, thinking and origination of the 1st iteration of the tagging tool are referred to [Just Transition Project Tagging Tool \(1st Iteration\)](#). Readers interested in an analysis of the findings of the application of the tool to 18 real world just transition projects and the subsequent changes made are referred to [Just Transition Project Tagging Tool \(1st Iteration\): An Application to Real World Projects](#). This paper simply presents the tagging tool as a user's guide.

1. OVERVIEW OF THE SIX STEP PROCESS

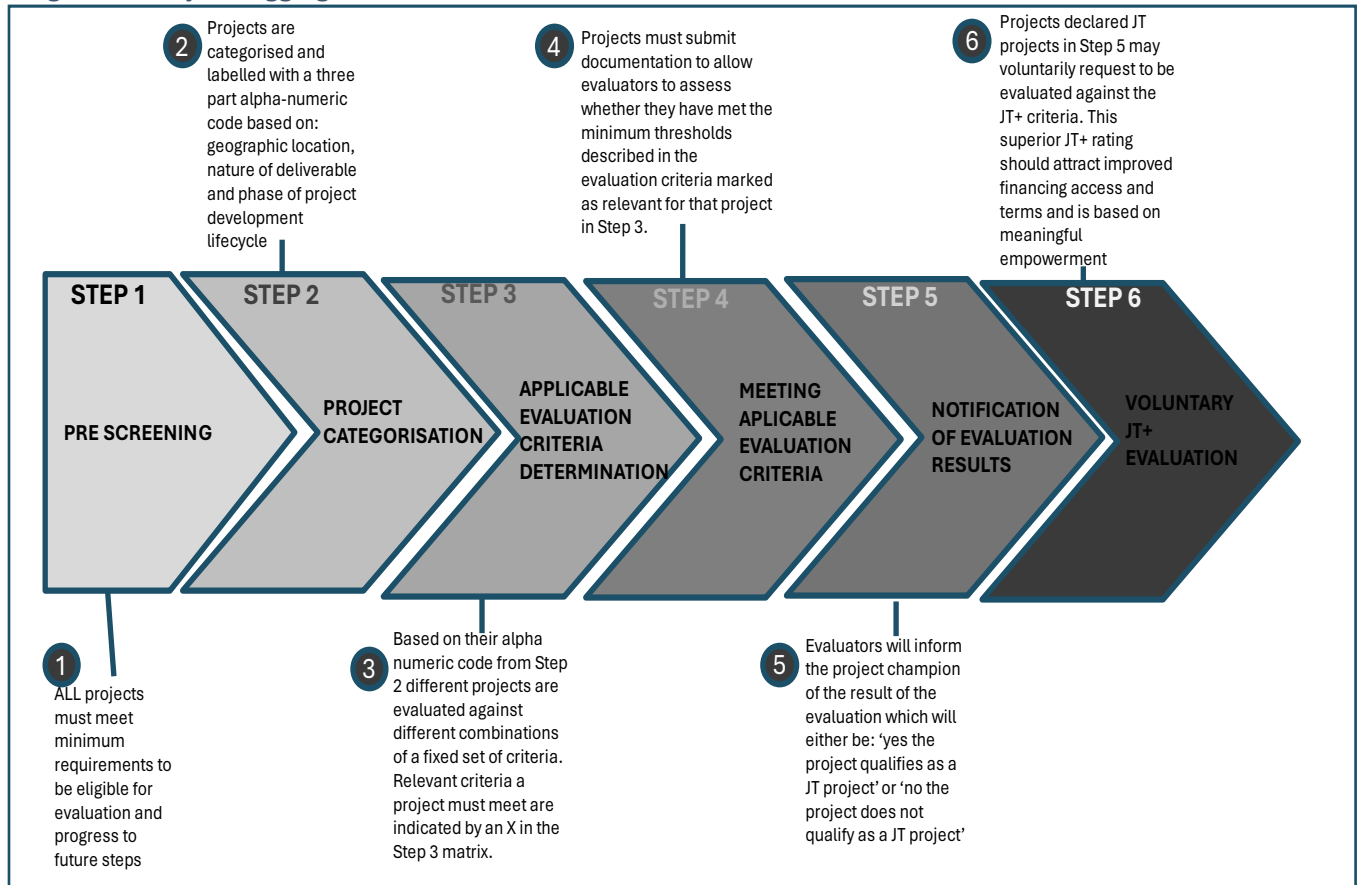
The tool is designed to be of practical use to anyone who *wants to* make an assessment of whether a project counts as a just transition project or not. Projects can be important, good and desirable without being just transition projects. However, in some circumstances tagging a project as a just transition project is useful and/or necessary. The tool has been designed to provide direction, guidance and parameters which support a rigorous and consistent approach to tagging a wide array of just transition projects. It has been designed so that it can be used in multiple different contexts, by different parties, in different sectors, and at varying scales. The most likely use will be to determine whether a project qualifies for preferential access to funding, finance or financing terms, but it has application in many other contexts. Likely users of the tool include: the financial sector, non-financial corporates, government, donors, trade unions, non-governmental organisations (NGOs) and civil society organisations.

The tagging tool design is strongly influenced by the evidentiary landscape in South Africa, which shows that current and future planned just transition type initiatives are highly heterogenous. The tool uses an approach which embraces project heterogeneity without compromising rigour, consistency or comparability.

The tool is not designed to, nor able in anyway, to determine the veracity and authenticity of claims made by project champions in terms of the evaluation steps explained below. This responsibility remains firmly with the party that will rely on the designation.

The tool comprises a six step process summarised in Diagram 1 and described in detail in the remainder of the document. There are three possible determinations at the end of the six step process. A project may be tagged as: i) not a just transition project; ii) a just transition project; or iii) a just transition plus (JT+) project.

Diagram 1: Project Tagging Process Overview



2. THE STEPS

Step One: Pre-Screening

Certain projects are ineligible for consideration.

The framework will not consider any new investments in fossil fuel, armament, tobacco or sex industries. Greening or socio-economic improvement investments by fossil fuel based companies are eligible.

In addition, to be eligible for evaluation projects must comply with the Constitution of South Africa and all South African laws and regulations.

Step Two: Project Categorisation

The project champion must determine which category of project best exemplifies its potential investment. Project categorisation is determined across three fields: i) geographic location; ii) nature of deliverable; and iii) project development life cycle phase. The project champion will move from left to right across Diagram 2 making three decisions to arrive at a three part alpha numeric code which signifies the project's category (Diagram 3). This category determines which framework evaluation criteria will be applied to the project in Step Three.

Diagram 2: Project Categorisation

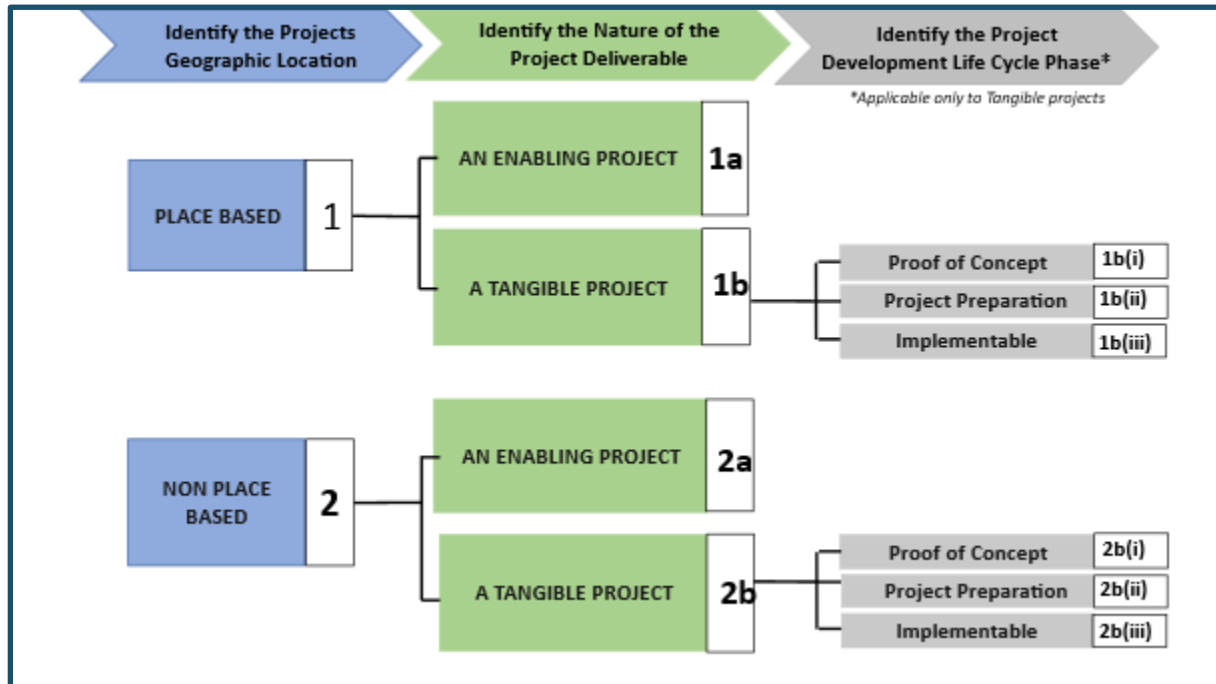
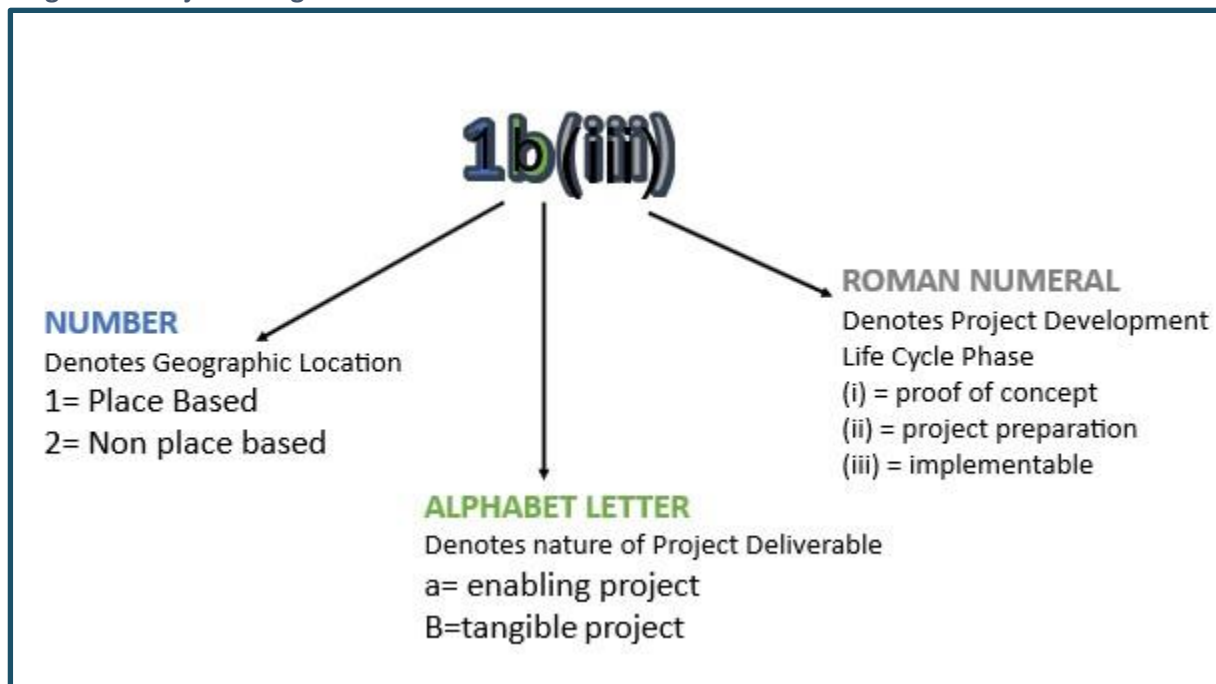


Diagram 3: Project Categorisation Code



2.1 Identify the project's geographic location

The champion must decide if the project is place-based or non-place-based. A place-based project is linked to a specific geographic location. It may be articulated at any size using any form. For example, a specific village or town, a district or municipality, a parcel of land owned by a mining house, or even a naturally determined “place” such as a natural water system. The distinguishing feature of a place-based project is that there is some physically determined boundary outside which the project does not operate or apply. A place-based project is represented by the top blue box on the left hand side of Diagram 2 and is designated with the number 1 in the categorisation system.

A non-place-based project is a project which has application across areas and regions and no particular location has been identified for project execution. A non-place-based project cannot be located on a map and no specific physical boundary exists in its articulation. For example, a project to design and operate a green bio-digester sanitation programme for municipalities across the country, or a project to research how to maximise the effectiveness of community consultations related to fossil fuel investment closures. A non-place-based project is represented by the bottom blue box on the left hand side of Diagram 2 and is designated with the number 2 in the categorisation system.

The number 1 or 2 arising from the geographic location decision will become the first part of the overall project's three part alpha numeric code.

The project champion now moves onto a decision about the nature of the project.

2.2 Identify the nature of the project's deliverable

The second decision the project champion needs to make relates to the nature of the project's deliverable. Two options are available: an enabling project or a tangible project.¹

An enabling project is defined as: *A project which supports or capacitates public servants, public sector organisations and their agencies and not for profit organisations in non-commercial activities that will create a more fertile environment for just transition project development and implementation in the future.* This could include policy support, regulatory and legislative reform, instrument development, sub-national (and national) capacity building and research. In the definition, an enabling project is limited to application in the public sector and not for profit sector. It must be non-commercial, i.e. its immediate outcome does not generate an on-going revenue stream. It must be designed and have as its fundamental objective the creation of a more fertile environment for either just transition project development or just transition project implementation.

An enabling project is represented in either the first or the third green box in the middle of Diagram 2 and is designated with the alphabet letter a. Carrying over the geographic location from 2.1 above, an enabling project may be a 1a (a place-based enabling project) or a 2a (a non-place-based enabling project).

A tangible project is defined as: *A project which delivers an on-the-ground investment or service which provides private citizens (individually or in aggregate²) with opportunities, employment, or benefits.* The project is definite and not vague or elusive. A tangible project could include installing photovoltaic (PV) panels, opening a biomass plant, operating an acid mine water drainage treatment facility, or opening and operating a health clinic, a training programme, or an SME incubator.

A tangible project is represented in either the second or the fourth green box in the middle of Diagram 2 and is designated with the alphabet letter b. Carrying over the geographic location from 2.1 above, a tangible project may be a 1b (a place-based tangible project) or a 2b (a non-place-based tangible project).

The a or b chosen by the project champion as best describing the nature of the deliverable of the project forms the second part of the three part alpha numeric project classification code.

¹ The inclusion of enabling projects is highly contested. Given the evidence-based methodology of the framework, a decision was taken to include enabling projects in the 2nd iteration framework and to revisit this inclusion once future project evidence is collected.

² Aggregation could take multiple forms, for example: co-operatives, small businesses, community organisations.

Some project champions now move to the last categorisation decision identifying the life cycle phase of the project.

2.3 Identify the project development life cycle phase

The final decision project champions need to make is the appropriate stage of project development. This decision is only relevant to project champions with tangible projects. The framework *excludes* enabling projects that are still being conceptualised, tested or in development. The framework only recognises enabling projects that are ready to be executed.³

For champions of tangible projects (1b or 2b) a decision needs to be made on the project's development life cycle phase.

The framework offers three project development life cycle phase options to choose between: proof of concept, project preparation, and implementable.

A proof of concept project is defined as a project *seeking to undertake initial testing of an idea, method, product, technology or process in order to show its potential, viability and feasibility in the real world*⁴. Proof of concept projects will typically include the implementation of a pilot project and subsequent collection and analysis of evidence. The outcome of a proof of concept project could be limited to a document which helps stakeholders better understand the viability, feasibility and success factors related to the proposed innovation.

A proof of concept project will be represented by the first or fourth grey box on the right of Diagram 1. The project's development life cycle phase is denoted by the roman numeral (i). A place-based, tangible project at the proof of concept lifecycle stage will be designated a 1b(i) project classification code. This will be 2b(i) code for a no- place-based tangible project at the proof of concept phase.

A project preparation project is so classified *if it has passed through the ideation or proof of concept phase, has made some progress in relation to establishing a commercial basis, feasibility assessment and some financial modelling; BUT falls short of being bankable*. In relation to a commercial basis, the project would, at a minimum, need to be able to identify the projects necessary inputs and/or feedstock; its customer base; the projects core costs; a review and understanding of competition facing the project; whether there is any off take agreement or contracting; and some indicative financial metrics such as profitability. In relation to the project's feasibility assessment, there would need to be some indication that environmental, technical and social assessments had been planned and some progress made. In relation to financial modelling, a project preparation project would need to be able to answer the basic question of working capital requirement, potential of collateral, and strength of the management team.

A project preparation project will be categorised as a 1b(ii) or 2b(ii) as per grey box 2 or 5 on the right hand side of Diagram 2.

The idea of an implementable project designation is to cover just transition projects which are ready for implementation in all aspects other than project finance or funding being approved and available for deployment. For commercially viable projects, an implementable project will be bankable and can in principle be executed as soon as just transition finance is in place. Just transition finance here refers

³ This decision is based on the risk that enabling projects become a substitute for on-the-ground investments, given the greater ease of delivering an enabling intervention. While the contribution of creating an enabling environment for the just transition is acknowledged, the framework is principally designed to assist the funding of tangible projects such that individuals and communities benefit on the ground.

⁴ This includes Research and Development (R&D) projects.

to all finance on better terms or conditions than market finance (and may include credit enhancements, risk minimisation instruments, concessionary rates, preferable tenures and terms, and blended finance). For non-commercially viable projects an implementable project will be ready for roll out as soon as a just transition grant, donor or public funding is approved.

An implementable project will be categorised as a 1b(iii) or a 2b(iii) project depending on whether the project is place-based or not.

A new just transition framework submission is required from project champions at the close of a project development phase. For example, once a place-based, tangible, proof of concept project (1b(i)) has completed its pilot and analysis, and is ready to progress to project preparation – to the extent that it is seeking just transition finance and technical assistance in the project preparation phase it would need to submit an entirely new just transition framework submission, which would include a new project classification – this time as a 1b(ii). Resubmission is necessary as the evaluation bar gets higher the further along a project is in its development cycle.

Table 1 Summary Key of Project Codes and Description

ALPHA NUMERIC CLASSIFICATION	DESCRIPTION
1a	Place-based, enabling project
1b(i)	Place based, tangible project at proof of concept phase of development
1b(ii)	Place based, tangible project at project preparation phase of development
1b(iii)	Place based, tangible project at implementation phase of development
2a	Non-Place based, enabling project
2b(i)	Non-Place based, tangible project at proof of concept phase of development
2b(ii)	Non-Place based, tangible project at project preparation phase of development
2b(iii)	Non-Place based, tangible project at implementation phase of development

Step Three : Applicable Evaluation Criteria Determination

Once a project has been classified, each alpha numeric code attracts a unique set of evaluation criteria which the project is expected to meet. If the project meets all the evaluation criteria relevant to its alpha numeric code it will be designated as a just transition or just transition plus project. If it fails to meet just one of the applicable evaluation criteria it will be assessed as having failed to meet the appropriate just transition bar and will not be designated a just transition project. The applicability of evaluation criteria to projects based on their alpha numeric codes protects projects from failing to meet criteria which may not be relevant or appropriate to the specifics of the project. This enables the framework to assess a broad array of projects using a consistent menu of evaluation criteria. This enhances the applicability and usefulness of the framework while increasing the rigour, consistency and predictability of the framework and its assessment process.

Diagram 4 provides the matrix indicating which evaluation criteria are applicable to which alpha numeric codes. An X indicates the criteria a project must meet. The evaluation criteria are explained briefly in Step 4 but a more detailed description is available in to [Just Transition Project Tagging Tool \(1st Iteration\)](#). All Annexures identified in the Evaluation Criteria are included at the end of the document.

Diagram 4: Application of Evaluation Criteria by Project Classification

PROJECT CODE	Formal Internal Approval	Some Project Development Funding	Identification of Enabling Objective(s) and Activity(ies) as per Annexure 6	Identification of Enabling Indicators as per Annexure 7	Community and /or Labour Engagement Policy and Costed Implementation Plan	Identification of Primary Entry gate for Tangible projects	Identify Primary Entry Gate Objective (s) and activity(ies) as per Annexure 1 or 3	Identify Primary entry Gate Indicators as per Annexure 2 or 4	Identify Secondary Objective(s) and Activity(ies) as per Annexures 1 or 3	Identify Secondary Indicators as per Annexures 2 or 4	If included in the project Identify meaningful empowerment of previously disadvantaged groups as per Annexure 5
1a	X	X	X	X							
1b(i)	X	X				X	X				
1b(ii)	X	X	X		X	X	X		X		X
1b(iii)	X	X			X	X	X	X	X	X	X
2a	X	X	X	X							
2b(i)	X	X				X	X				
2b(ii)	X	X	X			X	X		X		X
2b(iii)	X	X			X	X	X	X	X	X	X

Step Four: Evaluation of Applicable Criteria

Step four is designed to be undertaken by an evaluator (e.g. a bank, a government department, a development finance institution, a philanthropist, or an in-house committee) but could be used by a project champion to stress test their project design. The evaluation will determine whether a project is tagged a just transition project or not. The framework is NOT a substitute for a due diligence process and DOES NOT have the ability to verify the authenticity of project claims.

The project champion must provide the evaluator with all the information necessary to determine whether the applicable evaluation criteria have been met or not. The tool does not identify what specific documentation or evidence is required to provide the evaluator with the necessary information.

Formal Internal Approval. A project must satisfy the evaluator that it is officially sanctioned and backed by the championing organisation. Approval from the highest relevant decision-making body in the organisation is required (e.g. Board of Directors, Board of Trustees, Unit Head with authorisation mandate). This ensures that projects have been developed further than the ideation stage and that some critical thought by people outside the project team has been applied. This should filter out nonsense ideas with no realism and in principle suggest some rigour and sense testing. This criteria will exclude a single entrepreneur outside of a formalised championing structure. The championing structure need not be legally constituted and can be an established community grouping.

Some Project Development Funding. A project must demonstrate that some funding has been applied to the preparation and development of the proposal within the champion organisation. Such funding could be expenditure to date, approved funding not yet deployed, or sweat equity. This criteria tries to ensure that the champion has some skin in the game, and reinforces the commitment of the champion to the project as a realistic opportunity.

Identification of Enabling Objectives and Activities. Whether a project conforms with the definition of an enabling project used in the framework will have been determined in Step Two. For this evaluation criterion the enabling project champion must identify a minimum of one objective and at least one activity associated with that objective. Acceptable objectives and activities are listed in Annexure 5. Information must be provided to the evaluator, such that it can be determined that the principle aim of the project, and the proposed actions and work plan will deliver against at least one of the Annexure objectives. For the current iteration, if an enabling project has an objective or set of activities that have not been articulated in Annexure 5 it will have failed to meet the evaluation criteria and cannot be designated a just transition project.

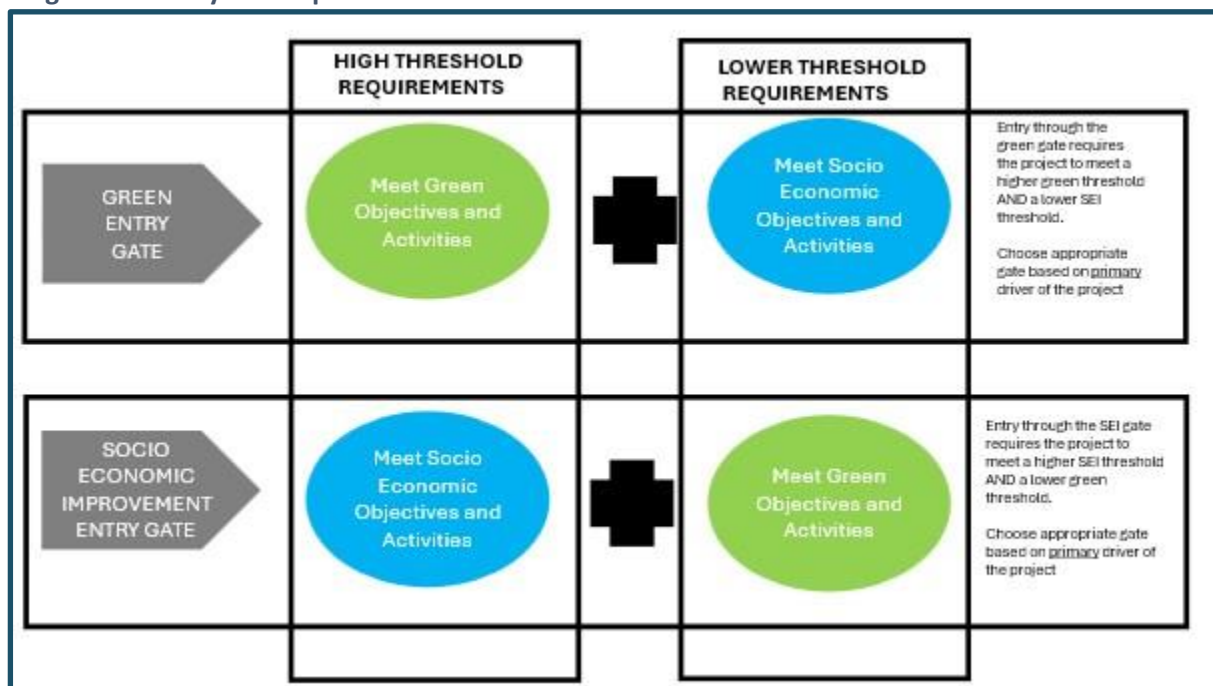
Identification of Enabling Indicators. Annexure 6 provides a list of high-level categories of possible indicators an enabling project can commit to reporting against. Current just transition indicator work does not cover global standards for enabling projects. A project will need to at a minimum choose *one* broad indicator from Annexure 6 and create at least *two* project relevant bespoke indicators against which an evaluator will be able to judge the success or failure of the project over time. The project champion must also explain how measurement and data collection will be undertaken.

Community and/or Labour Engagement Policy and Costed Investment Plan. A project must demonstrate that it has an engagement policy for the most relevant project stakeholders. The focus of the stakeholder engagement will be a function of the project's location, objectives and activities and can include labour or community or both. Engagement policies are context specific and vary substantially. At a minimum the policy should include: information on stakeholder identification and selection, engagement approach, engagement methodology and time frames. The project must also

provide a stakeholder engagement implementation plan which covers the on-the-ground roll out of the engagement policy including specific delivery activities, monitoring and evaluation. Finally, the project is required to provide engagement costings and an appropriately scaled budget to cover these activities.

Identification of Primary Entry Gate for tangible projects. The tool requires any tangible project to include *both* socio-economic improvement *and* green activities to be counted as a possible just transition project. To accommodate projects with different drivers, project champions must choose a primary entry gate. This may be the green entry gate or the socio-economic improvement (SEI) gate (Diagram 5). Different primary entry gates have different applicable thresholds.

Diagram 5: Entry Gate Options



Tangible projects must indicate to the evaluator a clear decision on which of the two gates they wish to enter the evaluation process. The choice must be based on the primary, fundamental driver of the project without which the project would not exist. A project entering through the green gate will need to meet a higher threshold of Green Objectives and Activities and a lower threshold of Socio-Economic Improvement Objectives and Activities. A project entering through the SEI gate will need to meet a higher threshold of SEI objectives and activities and a lower threshold of green objectives and activities. Objectives and activities are explained below and in the annexures.

Identify Primary Gate Objective(s) and Activity(ies). A project champion that has identified the Green Gate as its primary entry gate for evaluation must identify a minimum of *one* green objective and at least *one* qualifying green activity as per Annexure 1. The objective(s) and activity(ies) should be sufficiently expanded on so that the nature, form and extent of the project can be evaluated. This may include project proposals, business plans or other detailed submissions.

A project champion that has identified the Socio-Economic Improvement Gate as its primary entry gate for evaluation must identify a minimum of *two* socio-economic improvement objectives and at least *two* qualifying socio-economic improvement activities as per Annexure 3. The objectives and activities should be sufficiently expanded on so that the nature, form and extent of the project can be evaluated. This may include project proposals, business plans or other detailed submissions.

Identify Primary Gate Indicators. A project entering through the Green Gate must identify a minimum of *two* standardised indicators from the qualifying list of green indicators in Annexure 2. The project champion should provide details of the magnitude of the indicator goal over the life of the project against which the evaluator can assess project impact scale, and performance and delivery over time. A project may add as many bespoke indicators as they wish but these cannot be substitutes for the standardised indicators.

A project entering through the SEI Gate must identify a minimum of *four* standardised indicators from the qualifying list of SEI indicators in Annexure 4. The project champion should provide details of the magnitude of the indicator goal over the life of the project against which the evaluator can assess project impact scale, and performance and delivery over time. A project may add as many bespoke indicators as they wish but these cannot be substitutes for the standardised indicators.

Identify Secondary Gate Objective(s) and Activity(ies). A project which enters through the green gate is also required to meet a minimum SEI evaluation threshold. This is achieved through the identification of secondary gate objectives and activities. A green entry gate project is required to identify a minimum of *one* SEI objective and qualifying activity as per Annexure 3. The objective(s) and activity(ies) should be sufficiently expanded on so that the nature, form and extent of the project's SEI component can be evaluated. Importantly the SEI bar for evaluation of a project with a primary green objective *must be lower* than a project with a primary SEI objective.

A project which enters through the SEI gate is also required to meet a minimum green evaluation threshold. This is achieved through the identification of secondary gate objectives and activities. A SEI entry gate project is required to identify a minimum of *one* green objective and qualifying activity as per Annexure 1. The objective(s) and activity(ies) should be sufficiently expanded on so that the nature, form and extent of the project's green component can be evaluated. Importantly the green bar for evaluation of a project with a primary SEI objective *must be lower* than a project with a primary green objective.

Identify Secondary Gate Indicators. A project which entered through the primary green gate must identify a minimum of *one* standardised indicators from the qualifying list of SEI indicators as per Annexure 4. The project champion should provide details of the magnitude of the indicator goal over the life of the project against which the evaluator can assess project impact scale and performance and delivery over time. A project may add as many bespoke indicators as it wishes but these cannot be substitutes for the standardised indicators.

A project which entered through the primary SEI gate must identify a minimum of *one* standardised indicators from the qualifying list of green indicators as per Annexure 2. The project champion should provide details of the magnitude of the indicator goal over the life of the project against which the evaluator can assess project impact scale, and performance and delivery over time. A project may add as many bespoke indicators as it wishes but these cannot be substitutes for the standardised indicators.

Step Five: Notification of Result of the Evaluation

In determining whether a project counts as a just transition project or not, an evaluator will begin such a determination by completing a pre-screening of the project as per Step One. In Step Two the project champion determines the appropriate alpha numeric categorisation of a project. Step Three determines which evaluation criteria are applicable to a specific project category. In Step Four the evaluator considers the information supplied by the project champion on the relevant evaluation

criteria. Minimum thresholds are identified in the framework but the format and detail of submitted information is determined by the evaluator.

In terms of the operationalisation of the framework, a project must pass evaluation of *all* the criteria applicable to its categorisation. A failure to meet just one applicable criterion results in failure to pass as a just transition project. In such a case the evaluator must return a designation of **not a just transition project**.

If a project meets *all* the criteria applicable to its categorisation, the evaluator shall deem the project to be designated a **just transition project**.

Step Six: Voluntary Evaluation as a Just Transition Plus Project

A sixth voluntary step is available to projects which have achieved a just transition designation. A just transition project may request additional evaluation as a just transition plus project (JT+) with the expectation that JT+ projects (which embody increased just transition ambitions) will attract superior and/or preferential access to finance and/or financing terms.

To qualify as a JT+ project the project champion must meet at least one of the three just transition plus qualifying activities identified in Annexure 7.

If the evaluator is satisfied with evidence provided against (potential) achievement of such an activity or activities, the project should be designated a **just transition plus project**.

3. CONCLUSION

The tagging tool design is strongly influenced by the evidentiary landscape in South Africa which shows that current and future planned just transition type initiatives are highly heterogenous. The tool has been designed to provide direction, guidance and parameters which support a rigorous and consistent approach to tagging a wide array of just transition projects. It has been designed so that it can be used in multiple different contexts, by different parties, in different sectors and at varying scales. By maintaining consistency and rigour while actively supporting flexibility and heterogeneity, the tool enables information, data, and evaluation that is comparable and consistent over time. This will enable monitoring of the successes, failures and challenges of the South African Just Transition in terms of multiple dimensions, including: financial flows, unemployment, gross fixed capital formation, renewable energy provision, reductions in greenhouse gas emissions and retraining.

Crucially the tool is not designed to nor able in any way to determine the veracity and authenticity of claims made by project champions in terms of the evaluation steps above. This responsibility remains firmly with the party that will rely on the designation.

ANNEXURE 1: GREEN OBJECTIVES AND QUALIFYING ACTIVITIES

OBJECTIVE	ACTIVITY
1. Climate change mitigation which includes:	
	1.1 Generating, transmitting, storing, distributing or using renewable energy, including through using innovative technology with the potential for significant future savings, or through necessary reinforcement or extension of the grid.
	1.2 Improving energy efficiency except for power generation activities.
	1.3 Increasing clean or climate neutral mobility.
	1.4 Switching to the use of sustainably sourced renewable materials.
	1.5 Increasing the use of environmentally safe carbon capture and utilisation and carbon capture and storage technologies that deliver a net reduction in greenhouse gas (GHG) emissions.
	1.6 Strengthening land carbon sinks, including through avoided deforestation and forest degradation, restoration of forests, sustainable management and restoration of croplands, grasslands and wetlands, afforestation and regenerative agriculture.
	1.7 Establishing energy infrastructure required for enabling the decarbonisation of energy systems.
	1.8 Producing clean and efficient fuels from renewable or carbon neutral sources.
	1.9 Enabling any of the above.
2. Climate change adaption which includes:	
	2.1 An economic activity that includes adaptation solutions that either substantially reduce the risk of adverse impact or substantially reduce the adverse impact of the current and expected future climate on that activity without increasing the risk of an adverse impact on other people, nature and assets.
	2.2 An economic activity that provides adaptation solutions that contribute substantially to preventing or reducing the risk of adverse impact or substantially reducing the impact of the current and expected future climate on other people, nature or assets, without increasing the risk of an adverse impact on other people, nature or assets.
3. Pollution prevention which includes:	
	3.1 Hazardous waste management including activities that prevent the release of hazardous waste into the environment through proper storage, treatment and disposal of hazardous materials.

	3.2 Air pollution control activities that reduce the emissions of air pollutants such as particulate matter, nitrogen oxides and sulphur dioxide.
	3.3 Chemical management including the production of safer chemical alternatives, improved disposal and storage of waste chemicals, and reduced use of environmentally unfriendly chemicals.
	3.4 Noise pollution control which includes activities that reduce noise pollution.
4. Sustainable use of water and marine resource which includes:	
	4.1 Water conservation and management, including activities that promote sustainable use of water resources, reduce water usage, improve irrigation efficiency and promote rainwater harvesting.
	4.2 Water pollution prevention such as improvements to wastewater treatment and technology, reducing agricultural runoff and promoting the use of eco-friendly products.
	4.3 Marine habitat protection, including activities that protect and preserve marine habitats such as coral reefs and sea grass beds.
	4.4 Sustainable fishing practices such as reducing catch, and implementing and enforcing fishing quotas.
	4.5 Marine litter management.
	4.6 Coastal zone management that promotes sustainable development and management of coastal zones such as implementing coastal protection measures and promoting sustainable tourism practices.
5. Sustainable resource use and circularity which includes:	
	5.1 Activities which support and promote the reusing, repairing, refurbishing and recycling of existing materials and products so as to increase circularity and minimise waste generation.
	5.2 Sustainable agriculture and forestry practices not included in (1) above, including promotion of reforestation, and reduced use of fertilisers and pesticides
	5.3 Sustainable waste management including practices such as reducing waste generation, promoting recycling, and promoting the use of composting.
	5.4 Sustainable manufacturing practices such as reducing waste and emissions, promoting the use of renewable energy, promoting the use of eco-friendly materials, increased energy efficiency, and materials usage minimisation.

	5.5 Sustainable construction practices such as reducing waste, materials reuse, promoting use of sustainable materials, improving energy efficiency of design, increasing material reuse, and increasing lifespan of buildings and infrastructure.
6. Ecosystem protection and restoration which includes:	
	6.1 Habitat restoration, revitalisation and rehabilitation, including activities that restore degraded or destroyed habitats such as wetlands, forest and grasslands.
	6.2 Biodiversity conservation including activities that protect and conserve endangered or threatened species of fauna and flora; and/or any actions which increase the genes, species or ecosystem in a geographic area.
	6.3 Activities that promote the sustainable management of natural resources such as water, soil and minerals not included in other categories.
	6.4 Soil conservation including activities that prevent soil erosion or reduced soil fertility caused by overuse, acidification, salinisation or other chemical soil contamination.
	6.5 Invasive species management, including activities that promote early detection and rapid response plans to limit existing and avoid new invasions.
	6.6 Ecotourism activities which promote sustainable tourism practices and the protection of natural areas, and the promotion of community-based tourism.
	6.7 Wildlife management activities which include reducing human-wildlife conflict and the implementation of wildlife management plans and wildlife protection.

ANNEXURE 2: GREEN INDICATORS

CLIMATE CHANGE MITIGATION	
Indicator	Source
Amount of renewable energy-generating capacity installed or rehabilitated (MW/kW)	Global indicator framework for the Sustainable Development Goals and targets of the 2030 Agenda for Sustainable Development (C200208) International Capital Market Association (ICMA) / Proposal for a harmonized framework for impact reporting on Renewable Energy/ Energy Efficiency projects (December 2015)
Amount of reductions in energy consumption achieved as a direct result of project conservation and efficiency initiatives.	Global Reporting Initiative (GRI) (Disclosure 302-4 Reduction of energy consumption)
Reduction in annual indirect (Scope 2) GHG emissions as a direct result of clean energy activities/initiatives designed and implemented by the project (metric tons of CO2 equivalent).	GRI (Disclosure 305-2 Energy indirect (Scope 2) GHG emissions)
Reduction in annual indirect (Scope 3) GHG emissions as a direct result of clean energy activities/initiatives designed and implemented by the project (metric tons of CO2 equivalent).	GRI (Disclosure 305-3 Other indirect (Scope 3) GHG emissions)
Reduction in annual GHG emissions in metric tons of CO2 equivalent as a direct result of clean energy activities/ initiatives designed and implemented by the project (metric tons of CO2 equivalent).	GRI (Disclosure 305-5 Reduction of GHG emissions)
Reduction of ODS as a direct result of project activities / initiatives in metric tons of CFC-11 (trichlorofluoromethane) equivalent.	GRI (Disclosure 305-6 Emissions of ozone-depleting substances (ODS))
Estimated value of project investments in support of clean energy research and development and renewable energy production, including in hybrid systems.	Global indicator framework for the Sustainable Development Goals and targets of the 2030 Agenda for Sustainable Development (C070a01)
Estimated value of project investments (infrastructure or otherwise) enabling or supporting the decarbonisation of existing energy systems.	Adapted Global Impact Investing Network IRIS+ (P12764)
Number and estimated value of successful energy efficiency solutions/schemes implemented by the project.	Global Impact Investing Network IRIS+ (PI1586,OI4531)
Number and estimated value of successful clean/climate neutral mobility solutions/schemes implemented by the project.	Adapted Global Impact Investing Network IRIS+ (C110201)
CLIMATE CHANGE ADAPTATION	
Indicator	Source

Number of local/district municipalities adopting and implementing local disaster risk reduction strategies in line with national disaster risk reduction strategies.	Global indicator framework for the Sustainable Development Goals and targets of the 2030 Agenda for Sustainable Development (C200305)
Increase in transmission/distribution grid resilience, energy generation and storage (MWh).	ICMA / Green Bond Principles (GBP) Impact Reporting Working Group: Suggested Impact Reporting Metrics for Climate Change Adaptation Projects (December 2020)
Reduction in flood damage costs as a direct result of project interventions.	ICMA / GBP Impact Reporting Working Group: Suggested Impact Reporting Metrics for Climate Change Adaptation Projects (December 2020)
Reduction in land-loss from inundation and/or coastal erosion as a direct result of project interventions (km ²).	ICMA / GBP Impact Reporting Working Group: Suggested Impact Reporting Metrics for Climate Change Adaptation Projects (December 2020)
Increase in area under wetland management as a direct result of project interventions (ha/km ²).	ICMA / GBP Impact Reporting Working Group: Suggested Impact Reporting Metrics for Climate Change Adaptation Projects (December 2020)
Increase in agricultural land using more drought resistant crops (ha/km ²).	ICMA / GBP Impact Reporting Working Group: Suggested Impact Reporting Metrics for Climate Change Adaptation Projects (December 2020)
Increase in area cultivated by precision agriculture (ha/km ²).	ICMA / GBP Impact Reporting Working Group: Suggested Impact Reporting Metrics for Climate Change Adaptation Projects (December 2020)
Increase in number of households with access to resilient energy systems.	ICMA / GBP Impact Reporting Working Group: Suggested Impact Reporting Metrics for Climate Change Adaptation Projects (December 2020)
Number of people and/or enterprises (e.g. companies or farms) benefitting from measures to mitigate the consequences of floods and droughts.	Adapted Global Impact Investing Network IRIS+ (CO60401, CO60501, CO60601, CO20401)
POLLUTION PREVENTION	
Indicator	Source
Proportion of municipal solid waste collected and managed in controlled facilities out of total municipal waste generated.	Global indicator framework for the Sustainable Development Goals and targets of the 2030 Agenda for Sustainable Development (C110603)

Amount of hazardous waste treated or diverted from disposal, by type of treatment and composition of waste (metric tons).	Global indicator framework for the Sustainable Development Goals and targets of the 2030 Agenda for Sustainable Development (C120402) GRI (Disclosure 306-4 Waste diverted from disposal)
Amount of non-hazardous waste treated or diverted from disposal, by type of treatment and composition of waste (metric tons).	GRI (Disclosure 306-4 Waste diverted from disposal)
Amount of hazardous waste directed to disposal, by type of disposal operation and composition of the waste (metric tons).	GRI (Disclosure 306-5 Waste directed to disposal)
Amount of non-hazardous waste directed to disposal, by type of disposal operation and composition of the waste (metric tons).	GRI (Disclosure 306-5 Waste directed to disposal)
Annual energy generation from non-recyclable waste in energy/emission-efficient waste-to-energy facilities in MWh/GWh (electricity) and GJ/TJ (other energy).	ICMA / GBP Impact Reporting Working Group: Suggested Impact Reporting Metrics for Waste Management and Resource-Efficiency Projects (February 2018)
Energy recovered from waste (minus any support fuel) in MWh/GWh/KJ of net energy generated per annum.	ICMA / GBP Impact Reporting Working Group: Suggested Impact Reporting Metrics for Waste Management and Resource-Efficiency Projects (February 2018)
GHG emissions from waste management before and after the project (metric tons of CO2 equivalent).	ICMA / GBP Impact Reporting Working Group: Suggested Impact Reporting Metrics for Waste Management and Resource-Efficiency Projects (February 2018)
Annual absolute (gross) amount of waste that is separated and/or collected, and treated (including composted) or disposed of (in metric tons per annum and as a % of total waste).	ICMA / GBP Impact Reporting Working Group: Suggested Impact Reporting Metrics for Waste Management and Resource-Efficiency Projects (February 2018)
Increase in % of population with access to waste collection services as a direct result of project interventions.	ICMA / GBP Impact Reporting Working Group: Suggested Impact Reporting Metrics for Waste Management and Resource-Efficiency Projects (February 2018)
Increase in % of population provided with improved municipal waste treatment or disposal services as a direct result of project interventions.	ICMA / GBP Impact Reporting Working Group: Suggested Impact Reporting Metrics for Waste Management and Resource-Efficiency Projects (February 2018)
SUSTAINABLE USE OF WATER AND MARINE RESOURCES	
Indicator	Source

Increase in % of population in target area using safely managed drinking water services.	Global indicator framework for the Sustainable Development Goals and targets of the 2030 Agenda for Sustainable Development (C060101)
Increase in % of population with access to clean drinking water (or annual volume of clean drinking water in m ³ /a supplied for human consumption) through infrastructure supporting sustainable and efficient water use (where average consumption per person is consistent with internationally recognised standards for sustainable water use).	ICMA / GBP Impact Reporting Working Group: Suggested Impact Reporting Metrics for Sustainable Water and Wastewater Management Projects (June 2017)
Increase in proportion of domestic and industrial wastewater flows in target area safely treated, reused or avoided (m ³).	Global indicator framework for the Sustainable Development Goals and targets of the 2030 Agenda for Sustainable Development (C060303) ICMA / GBP Impact Reporting Working Group: Suggested Impact Reporting Metrics for Sustainable Water and Wastewater Management Projects (June 2017)
Increase in number of local administrative units with established and operational policies and procedures for participation of local communities in water and wastewater management.	Global indicator framework for the Sustainable Development Goals and targets of the 2030 Agenda for Sustainable Development (C060b01)
Increase in proportion of fish stocks in target area within biologically sustainable levels as a direct result of project interventions.	Global indicator framework for the Sustainable Development Goals and targets of the 2030 Agenda for Sustainable Development (C140401)
SUSTAINABLE RESOURCE USE AND CIRCULARITY	
Indicator	Source
The % increase in materials, components and products that are reusable, recyclable, and/or certified compostable as a result of the project (and/or in absolute amount in tons per annum).	ICMA / GBP Impact Reporting Working Group: Suggested Impact Reporting Metrics for Circular Economy and/or Eco-Efficient Projects (June 2021)
Waste that is prevented, minimised, reused or recycled before and after the project (% of total waste and/or as absolute amount in tons per annum).	ICMA / GBP Impact Reporting Working Group: Suggested Impact Reporting Metrics for Circular Economy and/or Eco-Efficient Projects (June 2021)
Increase in components, products or assets with circular design as a result of the project (valorised amount, % of the total product portfolio, and/or absolute amount in tons per annum).	ICMA / GBP Impact Reporting Working Group: Suggested Impact Reporting Metrics for Circular Economy and/or Eco-Efficient Projects (June 2021)
The % and/or absolute amount in tonnes per annum of virgin raw materials that are substituted by secondary raw materials and by-products from manufacturing processes as a result of the project.	ICMA / GBP Impact Reporting Working Group: Suggested Impact Reporting Metrics for Circular Economy and/or Eco-Efficient Projects (June 2021)

Increase in products or parts derived from redundant products or components as a result of the project (valorised amount, in % of the total product portfolio, and/or in absolute amount in tonnes per annum).	ICMA / GBP Impact Reporting Working Group: Suggested Impact Reporting Metrics for Circular Economy and/or Eco-Efficient Projects (June 2021)
Increase in the number of end-of-design life or redundant immovable assets that have been refurbished and/or repurposed as a result of the project.	ICMA/ GBP Impact Reporting Working Group: Suggested Impact Reporting Metrics for Circular Economy and/or Eco-Efficient Projects (June 2021)
Increase in redundant products that have been repurposed, refurbished or remanufactured as a result of the project (% of total products to be discarded and/or in absolute amount in tonnes per annum).	ICMA / GBP Impact Reporting Working Group: Suggested Impact Reporting Metrics for Circular Economy and/or Eco-Efficient Projects (June 2021)
Increase in annual absolute (gross) amount of biodegradable waste, digestate and compost that is recovered (in tonnes p.a. and/or in % of total waste).	ICMA / GBP Impact Reporting Working Group: Suggested Impact Reporting Metrics for Circular Economy and/or Eco-Efficient Projects (June 2021)
Increase in food, feed nutrients product, fibres or fertiliser produced from biodegradable waste and/or by-products (tons per annum or in valorised amount).	ICMA / GBP Impact Reporting Working Group: Suggested Impact Reporting Metrics for Circular Economy and/or Eco-Efficient Projects (June 2021)
Increase in revenue derived through tools and services enabling circular economy as a result of the project.	ICMA / GBP Impact Reporting Working Group: Suggested Impact Reporting Metrics for Circular Economy and/or Eco-Efficient Projects (June 2021)
Increase in number of products and/or the share of production awarded an internationally recognised eco-label, or energy, eco-efficiency or other relevant environmental certification as a result of the project.	ICMA / GBP Impact Reporting Working Group: Suggested Impact Reporting Metrics for Circular Economy and/or Eco-Efficient Projects (June 2021)
Increase in land area under sustainable cultivation or sustainable stewardship as a result of the project (ha/km ²).	Adapted Global Impact Investing Network IRIS+ (CO20401)
ECOSYSTEM PROTECTION AND RESTORATION	
Indicator	Source
Increase in proportion of land under certified land management as a result of the project (ha/km ²).	ICMA / GBP Impact Reporting Working Group: Suggested Impact Reporting Metrics for Biodiversity Projects (April 2020)
Increase in proportion of land in target areas under sustainable forest management as a result of the project (ha/km ²).	Global indicator framework for the Sustainable Development Goals and targets of the 2030 Agenda for Sustainable Development (C150201)

Increase in natural habitats restored, protected and/or safeguarded as a result of the project (ha/km ²).	GRI (Disclosure 304-3 Habitats protected or restored) ICMA / GBP Impact Reporting Working Group: Suggested Impact Reporting Metrics for Biodiversity Projects (April 2020)
Increase in natural landscape areas in urban areas restored, protected and/or safeguarded as a result of the project (km ²).	GRI (Disclosure 304-3 Habitats protected or restored) ICMA / GBP Impact Reporting Working Group: Suggested Impact Reporting Metrics for Biodiversity Projects (April 2020)
Reduction in proportion of traded wildlife poached or illicitly trafficked from target area as a result of the project.	Global indicator framework for the Sustainable Development Goals and targets of the 2030 Agenda for Sustainable Development (C200206)
Number of local/district municipalities adopting and implementing local strategies to prevent and control invasive alien species in line with national strategies/guidelines.	Global indicator framework for the Sustainable Development Goals and targets of the 2030 Agenda for Sustainable Development (C150801)
Absolute number of predefined target organisms and species per km ² (bigger fauna) or m ² (smaller fauna and flora) before and after the project.	ICMA / GBP Impact Reporting Working Group: Suggested Impact Reporting Metrics for Biodiversity Projects (April 2020)
Absolute number of protected and/or priority species that are deemed sensitive in protected/conserved area before and after the project.	ICMA / GBP Impact Reporting Working Group: Suggested Impact Reporting Metrics for Biodiversity Projects (April 2020)
Absolute number of invading species and/or area occupied by invading species in m ² or km ² before and after the project.	ICMA / GBP Impact Reporting Working Group: Suggested Impact Reporting Metrics for Biodiversity Projects (April 2020)
Absolute number of indigenous species, flora or fauna (trees, shrubs and grasses, etc.) restored as a result of the project.	ICMA / GBP Impact Reporting Working Group: Suggested Impact Reporting Metrics for Biodiversity Projects (April 2020)
Number of conservation workers (e.g. game wardens, rangers, natural park officials) trained in biodiversity conservation.	ICMA / GBP Impact Reporting Working Group: Suggested Impact Reporting Metrics for Biodiversity Projects (April 2020)
Number of forestry personnel trained in biodiversity conservation.	ICMA / GBP Impact Reporting Working Group: Suggested Impact Reporting Metrics for Biodiversity

	Projects (April 2020)
Number of farmers trained in sustainable farming and biodiversity.	ICMA / GBP Impact Reporting Working Group: Suggested Impact Reporting Metrics for Biodiversity Projects (April 2020)
Increase in coverage of protected marine areas as a direct result of project interventions (km ²).	Global indicator framework for the Sustainable Development Goals and targets of the 2030 Agenda for Sustainable Development (CI40501)

ANNEXURE 3: SOCIO-ECONOMIC IMPROVEMENT OBJECTIVES AND QUALIFYING ACTIVITIES

OBJECTIVES	QUALIFYING ACTIVITY
1. Support employment and livelihood opportunities. Qualifying activities include:	
	1.1 The opening of productive new small, medium or large sustainable enterprises; opening and operating incubation facilities; roll-out of sustainable infrastructure; design and operation of public works programmes.
	1.2 Provision of training, retraining, skilling, reskilling, up-skilling, capacity building, capability development, vocational training, apprenticeships, life skills upgrading; job placement and job search schemes. Includes the actual provision of training by the transaction. Excludes establishment of a training facility or increasing the capacity of an existing educational facility (2.2 below).
	1.3 Increase in R&D funding and innovation support for new value chains, product and services.
	1.4 Activities which deliver regional economy diversification.
2. Improve access to services. Qualifying activities include:	
	2.1 Access to healthcare including the provision of health infrastructure and services in areas negatively impacted by climate action. May include primary and secondary healthcare services, physical and mental healthcare services and care of the elderly.
	2.2 Access to education including the provision of new education infrastructure and services in areas negatively impacted by climate action. May include early childhood development, primary, secondary and tertiary education. Will include provision of scholarships.
	2.3 Access to water and sanitation including the provision of new water and sanitation infrastructure and services in areas negatively impacted by climate action.
	2.4 Access to affordable energy including the provision of renewable energy to community members, workers and/or an area negatively impacted by climate action.

	2.5 Access to relevant finance and technical assistance to support: new enterprise development, supplier development, social and micro enterprises.
	2.6 Affordable access to communication technology and the digital economy including the provision of telephony, internet and data infrastructure and services on an on-going basis.
	2.7 Access to social safety net programmes available for community members, workers or areas negatively impacted by climate action. May include cash transfers, food assistance, vouchers and coupons.
	2.8 Access to affordable, safe and sustainable sources of food and nutrition to improve food security, including promotion of regenerative and sustainable agricultural activities, productivity enhancement programming for small scale farmers, waste and loss reduction programming and technology deployment such as smart irrigation.
3. Support the strengthening and development of existing and new supply chains. Qualifying activities include:	
	3.1 Localisation policy that requires a portion of materials, products and services to be sourced from a supplier or stakeholder in the immediate vicinity. This may be implemented through preferential procurement strategies.
	3.2 Working with new and established suppliers to improve their business growth and competitiveness.
	3.3 Formal partnering and collaboration relationships with new and established enterprises that provide tangible access to either finance/skills/technology/inputs/processes that will improve the volume and value of the enterprises operations.
4. Improve community spaces, organisations and services. Qualifying activities include:	
	4.1 Regeneration of urban centres in areas affected by climate change through: the diversification and upgrading of infrastructure, enterprise and service development, improved safety and policing, improved sports and leisure infrastructure and services, improved access, and increased community gathering spaces.

	Includes repurposing projects which positively transform community spaces.
	4.2 Community building, social inclusion, awareness and communication including the establishment and funding of community, business and place-based associations and forums. Includes working with local government structures to provide human settlement transformative services to communities, workers and areas negatively impacted by climate action.
	4.3 Expansion of public transport in areas negatively impacted by climate action, including increased connectivity with other urban and industrial centres.

ANNEXURE 4: SOCIO-ECONOMIC IMPROVEMENT INDICATORS

NOTE: All indicators apply to new and additive action; all indicators apply to a geographic location negatively impacted by climate action (such as decarbonisation plan of an existing company or a new investment to produce novel green products to avoid future GHG production).

SUPPORT EMPLOYMENT AND LIVELIHOOD OPPORTUNITIES	
Number and value of investments in new enterprises supported (small, medium, micro, large).	Common Output and Result Indicators for the Just Transition Fund of the European Union (EU-RCO-01); Global indicator framework for the Sustainable Development Goals and targets of the 2030 Agenda for Sustainable Development (C080302)
Number and value of research organisations, technical innovation organisations and research and development (R&D) organisations with the aim of supporting new employment and livelihood opportunities in the local area.	Common Output and Result Indicators for the Just Transition Fund of the European Union (Adapted EU-RCR02-05); Global indicator framework for the Sustainable Development Goals and targets of the 2030 Agenda for Sustainable Development (C80201,C90501,C90201); Global Impact Investing Network IRIS+ (O14718)
Number, capacity and value of investments in new Incubators created.	Common Output and Result Indicators for the Just Transition Fund of the European Union (Adapted EU-RCR17)
Number of new direct jobs created in a supported entity and the number of indirect jobs created that fall within the direct control of the investing party (e.g. supplier development programme).	Common Output and Result Indicators for the Just Transition Fund of the European Union(EU-RCR01); Global Impact Investing Network IRIS+ (O18266,019028)
Number of existing workers retrained and/or reskilled due to implementation of an in-house decarbonisation plan.	Global Reporting Initiative, GRI Sustainable Standards (Adapted GRI-11)
Implementation of recognised skills/training development programmes, and continuing vocational training aimed at developing skills that increase the recipient's future mobility, career development and or income-earning potential (recipients can be workers or community members).	Global Reporting Initiative, GRI Sustainable Standards(GRI 404-2); Global Indicator Framework for the sustainable Development Goals and targets of the 2030 Agenda for sustainable Development (C40401-C200306)
Increase in economic inclusion in number of new employees/opportunities created by age group, gender, disability or other relevant diversity indicator.	Global Reporting Initiative, GRI Sustainable Standards (Adapted GRI 401-1; 202-2), SASB 310
Number and value of investment in new facilities and/or services to support employment placement and other employment services in the local area.	Common Output and Result Indicators for the Just Transition Fund of the European Union(Adapted EU-RCR65)

Number and value of scholarships offered to local workers and community members.	Global indicator framework for the Sustainable Development Goals and targets of the 2030 Agenda for Sustainable Development (C040b01)
Number and value of learnerships offered to local workers and community members.	Global indicator framework for the Sustainable Development Goals and targets of the 2030 Agenda for Sustainable Development (C40401-C200306)
Number and value of apprenticeships offered to local workers and community members.	Global indicator framework for the Sustainable Development Goals and targets of the 2030 Agenda for Sustainable Development (C40401-C200306)
Number and value of existing educational or training establishments partnered with to support improved career mobility of learners.	Impact Investing Institute (UK) Criteria for Just Transition
IMPROVE ACCESS TO SERVICES	
Value of resources (human and financial) invested in childcare in support of: building new infrastructure, upgrading existing infrastructure, increasing resource capacity and efficiency, delivering affordable new services and/or increasing access to such services.	Common Output and Result Indicators for the Just Transition Fund of the European Union (EU-RCR70); Global indicator framework for the Sustainable Development Goals and targets of the 2030 Agenda for Sustainable Development (CC04202)
Value of resources (human and financial) invested into educational learning in support of: building new infrastructure, upgrading existing infrastructure, increasing resource capacity and efficiency, delivering new, affordable services and/or increasing access to such services.	Common Output and Result Indicators for the Just Transition Fund of the European Union (Adapted EU-RCR 67); Global Indicator framework for the Sustainable Development Goals and target of the 2030 Agenda for Sustainable Development (C040a01)
Value of resources (human and financial) invested in healthcare in support of: building new infrastructure, upgrading existing infrastructure, increasing resource capacity and efficiency, delivering new services and/or increasing access to such services.	Common Output and Result Indicators for the Just Transition Fund of the European Union (Adapted EU-RCR 73); Global indicator framework for the Sustainable Development Goals and targets of the 2030 Agenda for Sustainable Development (C030801)
Value of resources (human and financial) invested in affordable energy provision by supporting: building new infrastructure, upgrading existing infrastructure, increasing resource capacity and efficiency, delivering new services and/or increasing access to such services.	Global indicator framework for the Sustainable Development Goals and targets of the 2030 Agenda for Sustainable Development (C06070a01); Global Impact Investing Network IRIS+ (PI19448)
Supply of new services and/or increased access to services for relevant finance especially to support social enterprises, micro finance and SME finance; (this includes direct access to finance as well as technical assistance and project preparation support to achieve increased financial flows).	Global indicator framework for the Sustainable Development Goals and targets of the 2030 Agenda for Sustainable Development (C090501); Global indicator framework for the Sustainable Development Goals and targets of the 2030 Agenda for Sustainable Development (C081001-2,C90301); Global Impact Investing Network IRIS+ (D9681)

Value of resources invested in communication technology supporting: building new infrastructure, upgrading existing infrastructure, increasing resource capacity and efficiency, delivering new services and/or increasing affordable access to such services to improve interaction with the knowledge and digital economy.	Global indicator framework for the Sustainable Development Goals and targets of the 2030 Agenda for Sustainable Development (C090c01)
Value of new social safety net programming.	Global indicator framework for the Sustainable Development Goals and targets of the 2030 Agenda for Sustainable Development (C10301,10b02)
Value of investments to support improved access to affordable, safe and sustainable sources of food and nutrition.	Global indicator framework for the Sustainable Development Goals and targets of the 2030 Agenda for Sustainable Development (C20101-2)
Value of investment into water and sanitation provision by: building new infrastructure, upgrading existing infrastructure, increasing resource capacity and efficiency, delivering affordable new services and/or increasing access to such services.	Global indicator framework for the Sustainable Development Goals and targets of the 2030 Agenda for Sustainable Development (C200305,C060101)
SUPPORT THE STRENGTHENING AND DEVELOPMENT OF EXISTING AND NEW SUPPLY CHAINS	
Percentage of, and preferential terms offered for, inputs and materials purchased from local suppliers.	Global Reporting Initiative, GRI Sustainable Standards(GRI-201-4); Adapted Supplier Development (SD) and Enterprise Development (ED) Guide B-BBEE
Number of local suppliers trained or graduating from company supported supplier development programme.	Global Reporting Initiative, GRI Sustainable Standards (414); Adapted SD and ED Guide B-BBEE
Increase in investment directed to supplier development programming and support for local businesses and entrepreneurs.	Global Reporting Initiative, GRI Sustainable Standards GRI (414-1, 201)
Value of financial and non-financial support made available to local suppliers aimed at increasing their competitiveness and capacity to supply inputs or materials (this includes partnering with local firms to improve competitiveness).	Global Reporting Initiative, GRI Sustainable Standards GRI (201)
IMPROVE COMMUNITY SPACES, ORGANISATIONS AND SERVICES. QUALIFYING ACTIVITIES INCLUDE:	

<p>Regeneration of urban centres in areas affected by climate change through: the diversification and upgrading of infrastructure, enterprise and service development, improved safety and policing, improved sports and leisure infrastructure and services, improved access, and increased community gathering spaces. Includes repurposing projects which positively transform community spaces.</p>	<p>Global Impact Investing Network IRIS+ (OI 1619, P12410, I16610)</p>
<p>Community building, social inclusion, awareness and communication including the establishment and funding of community, business and place-based associations and forums. Includes working with local government structures to provide human settlement transformative services to communities, workers and areas negatively impacted by climate action.</p>	<p>Global Impact Investing Network IRIS+ (PI5576,) 12319, O14324, O17914, I10324)</p>
<p>Expansion of public transport in area negatively impacted by climate action, including increased connectivity with other urban and industrial centres.</p>	<p>Common Output and Result Indicators for the Just Transition Fund of the European Union (Adapted RCO55-60)</p>

ANNEXURE 5: ENABLING PROJECTS QUALIFYING OBJECTIVES AND ACTIVITIES

OBJECTIVE	ACTIVITY
1. Public Servant/Public Entity or Not for Profit Organisation Personnel Training and/or Capacity Building	1.1 Reskilling, upskilling, retraining, training, capacity building of public servants, employees in publicly owned agencies/entities or personnel working in a not for profit organisation
2. Government/ Government Agency Administrative and Process Development	2.1 Administrative and process diagnostic research 2.2 New or improved administrative and development process design options and solutions 2.3 Implementation and execution of new/improved administrative and development processes 2.4 Monitoring and evaluation of new/improved administrative and development processes 2.5 Creation of knowledge products and case studies related to new and improved administrative and development processes
3. Project Development and Project Preparation	3.1 Project design assistance 3.2 Project planning assistance 3.3 Technical assistance 3.4 Assistance in accessing funding 3.5 Assistance in establishing execution conditions and structures
4. Strategic Planning	4.1 Status quo research and benchmarking 4.2 International learnings research 4.3 SWOT analysis 4.4 Strategic research linked to socio-economic improvement objectives or green objectives 4.5 Design, research, and execution of departmental or sub-national governmental strategic plan in the field of a just transition
5. Policy Research and Support	5.1 Research on regulatory and legislative bottlenecks and possible reform 5.2 Research on policy options related to the just transition 5.3 Strategic policy development 5.3 Non research support for policy development related to the just transition

ANNEXURE 6: ENABLING PROJECT INDICATORS

1. Public Servant/public entity or Not for Profit Organisation personnel Training and/or Capacity Building	
<p>Consultation, development and/or implementation: of capacity building, educational enhancement, training and skills development for the purposes of improving the enabling environment for the design and implementation of just transition activities in the public sector or not for profit organisations</p>	<p>Bespoke indicators could possibly amend and use :Global Reporting Initiative, GRI Sustainable Standards (GRI 404-2); Global Indicator Framework for the sustainable Development Goals and targets of the 2030 Agenda for sustainable Development (C40401-C200306)</p>
2. Government/Government Agency/NGO Administrative and Process Development	
<p>Consultation, diagnosis, analysis, recommendations and/or implementation of activities that improve government, government agency and/or NGO administration and processes related to just transition project development or implementation</p>	<p>Bespoke indicators could potentially cover indicators related to : research reports, diagnostic reports, processes design, roll out of new and or improved processes, measures of efficiency gains or output improvements, knowledge products produced</p>
3. Project Development and Project Preparation	
<p>Assistance provided to support just transition project development and project preparation</p>	<p>Bespoke indicators could potentially cover indicators related to: number of projects and value of assistance made available for project design assistance; number of projects and value of assistance made available for project planning assistance; number of projects and value of assistance made available for technical assistance; number of projects helped to access finance; number of projected and value of assistance for institutional and execution development</p>
4. Strategic Planning, Policy Research and Support	
<p>Personnel and financial assistance provided to support policy and strategic research and planning in support of improving the enabling environment for just transition project development and implementation</p>	<p>Bespoke indicators could potentially cover indicators related to: research completed, units supported, processes supported, planning documentation developed, planning processes developed</p>

ANNEXURE 7: JUST TRANSITION PLUS QUALIFYING CRITERIA

To qualify as a JT+ a transaction will need to meaningfully empower previously disadvantaged people. This could be achieved by:

1. Ownership of productive assets, intellectual property or shareholding in an entity by workers, communities or other vulnerable groups.
2. Representation of workers, communities or other vulnerable groups in the management structures of enterprises.
3. Novel means identified in the community engagement process. This could include new business models, new SPV or the like.

APPENDIX SOURCES

Common Output and Result Indicators for the Just Transition Fund. Available at <https://www.eumonitor.eu/9353000/1/j9vvik7m1c3gyxp/vllqc884x2zh>

Global Indicator Framework for the Sustainable Development Goals and Targets of the 2030 Agenda for Sustainable Development. Available at https://unstats.un.org/sdgs/indicators/Global%20Indicator%20Framework%20after%202023%20refinement_Eng.pdf

Global Impact Investing Network IRIS+. Available at https://iris.thegiin.org/metrics/?gad=1&gclid=EAlaIQobChMly7KNhsWN_wlVkdRCh3IGQLzEAAYASAAEgI6o_D_BwE

Global Reporting Initiative (GRI). Available at <https://www.globalreporting.org/how-to-use-the-gri-standards/resource-center/>

Impact Investing Institute (III). 2023. Just Transition Criteria: Our proposal for aligning Investment with the Just Transition. Unpublished. United Kingdom.

International Capital Market Association (ICMA) Harmonized Framework for Impact Reporting. Available at <https://www.icmagroup.org/green-social-and-sustainability-bonds>